

#POWERCON2022

Azure Virtual Desktop – La soluzione Desktop-As-A-Service sicura di Microsoft

Nicola Ferrini

Microsoft MVP – Cloud and Datacenter Management



/NicolaFerrini.it



@nicolaFerrini

Agenda

- Introducing Azure Virtual Desktop
- Deployment Overview
- Implementation Guidance



Introducing Azure Virtual Desktop



Windows server and desktop offerings today

Windows Server Desktop Experience

Scalable multi-session legacy Windows environment

Windows Server

Multiple sessions

Win32

Office Perpetual

Long-term servicing channel

Windows 10/11 Enterprise

Native single-session modern Windows experience

Windows 10 and Windows 11

Single session

Win32, UWP

Microsoft 365 Apps for enterprise

Annual channel

Extending the opportunities for virtualization

Windows Server RD Session Host

Scalable multi-session legacy
Windows environment

Windows Server

Multiple sessions

Win32

Office 2019 Perpetual

Long-term servicing channel

Windows 10/11 Enterprise multi-session

Scalable multi-session modern
Windows user experience with Windows
10/11 Enterprise security

Windows 10 and Windows 11

Multiple sessions

Win32, UWP

Microsoft 365 Apps for enterprise

Annual channel

Windows 10/11 Enterprise

Native single-session modern
Windows experience

Windows 10 and Windows 11

Single session

Win32, UWP

Microsoft 365 Apps for enterprise

Annual channel

Azure Virtual Desktop is available worldwide

Empower IT to transform the workplace



Provide a full-desktop, authenticated experience for users at every level



Reduce the costs and time spent managing on-premises infrastructure



Simplify management, provisioning, and access to corporate data and apps



Deploy and scale in minutes



An optimized computing platform

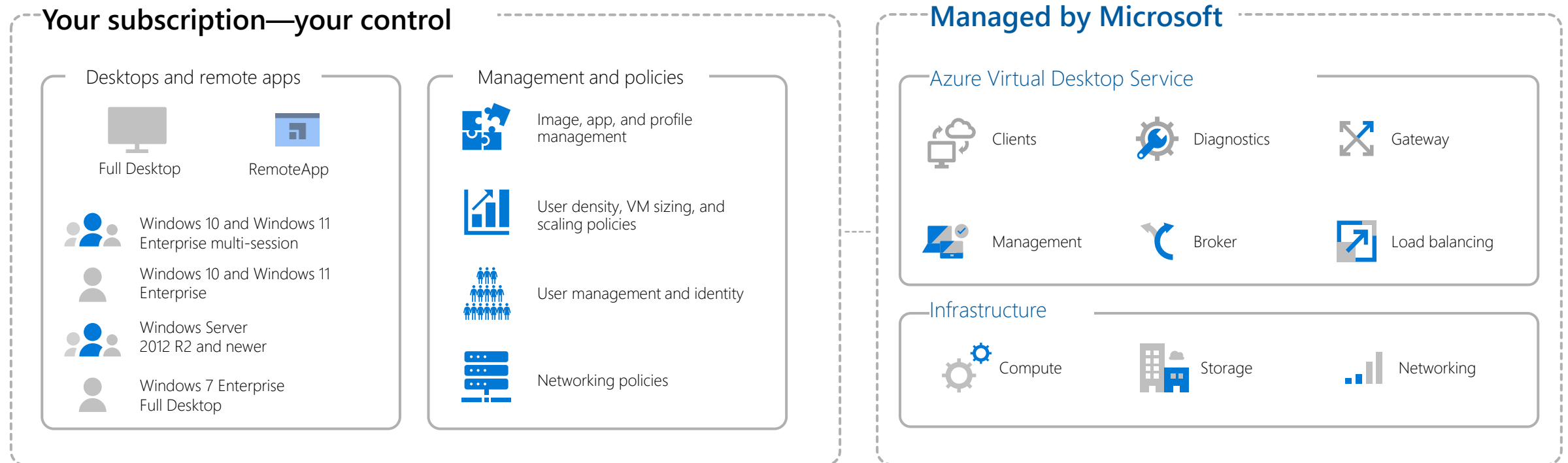
High-level service architecture

Can connect to on-premises resources via ExpressRoute or VPN

User authentication using Azure Active Directory identities

Integrates with Microsoft Endpoint Configuration Manager and Intune

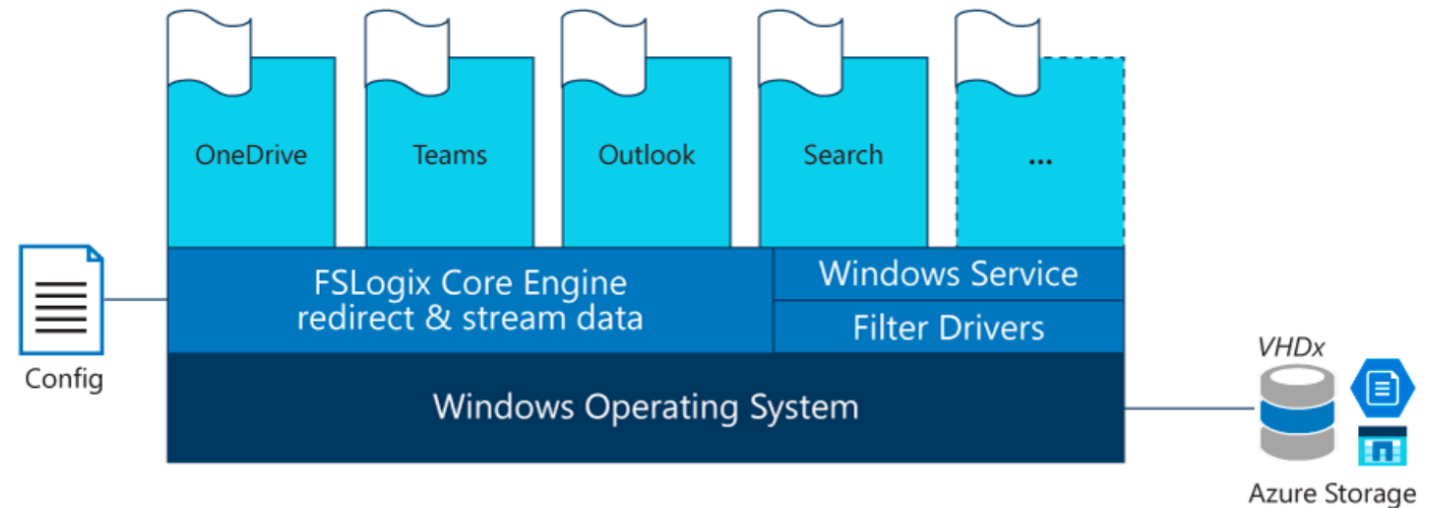
Supports devices running non-Windows operating systems with Linux thin-client SDK and other tools



FSLogix profile containers

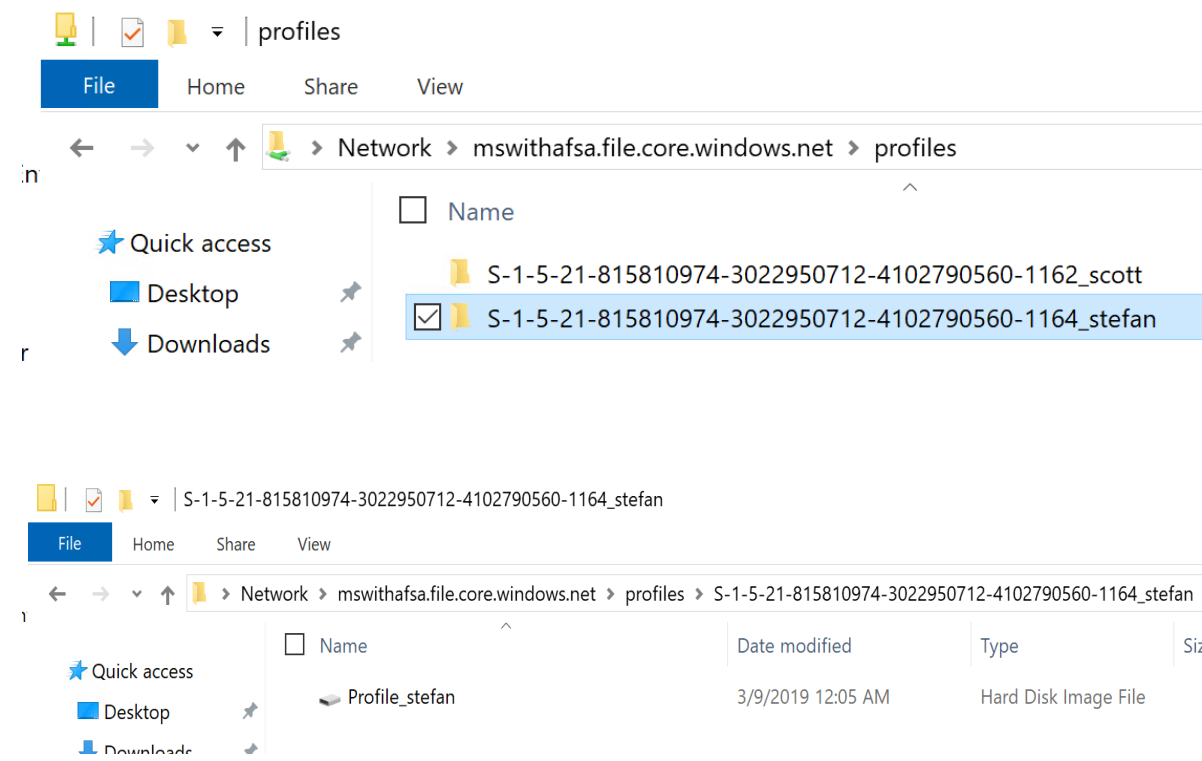
FSLogix is designed to roam profiles in remote computing environments, such as Azure Virtual Desktop.

- Stores a complete user profile in a single container.
- At sign in, this container is dynamically attached to the computing environment using natively supported Virtual Hard Disk (VHD) and Hyper-V Virtual Hard disk (VHDX).
- The user profile is immediately available and appears in the system exactly like a native user profile.



[Utilizzare FSLogix Profile Containers per gestire i profili in Azure Virtual Desktop - ICT Power](#)

Azure Virtual Desktop with FSLogix



Admins assign users to session hosts

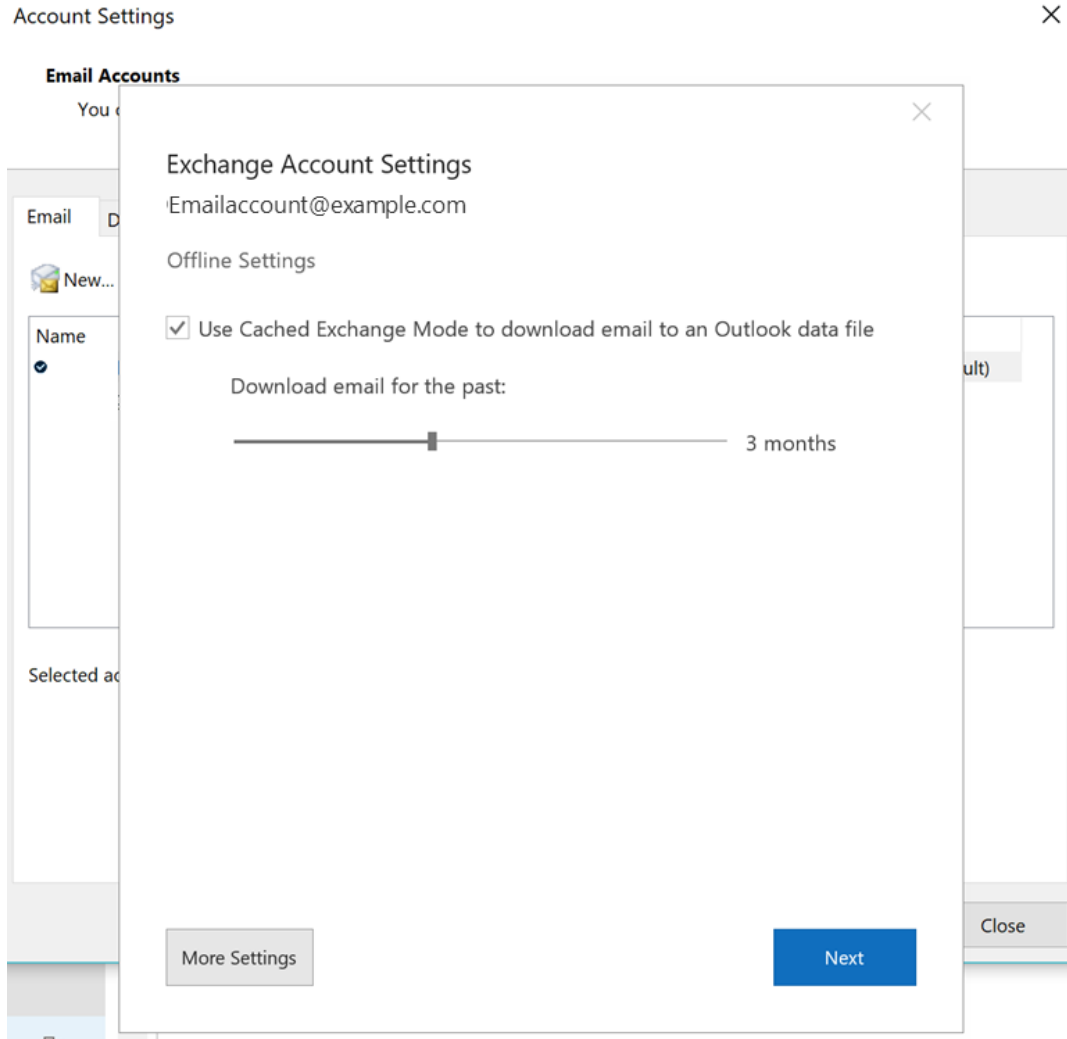


End-users log in



Profiles are assigned

Running Outlook on Azure Virtual Desktop



Virtual environment-friendly default settings

Inbox syncs prior to Calendar for a faster startup experience

Option to reduce Calendar sync time

Reduce the number of folders synced by default

Windows Desktop Search is now per-user (Server 2019 and Multi-Session Windows 10/11)

Requirements

FSLogix

Shared Computing Activation for Office

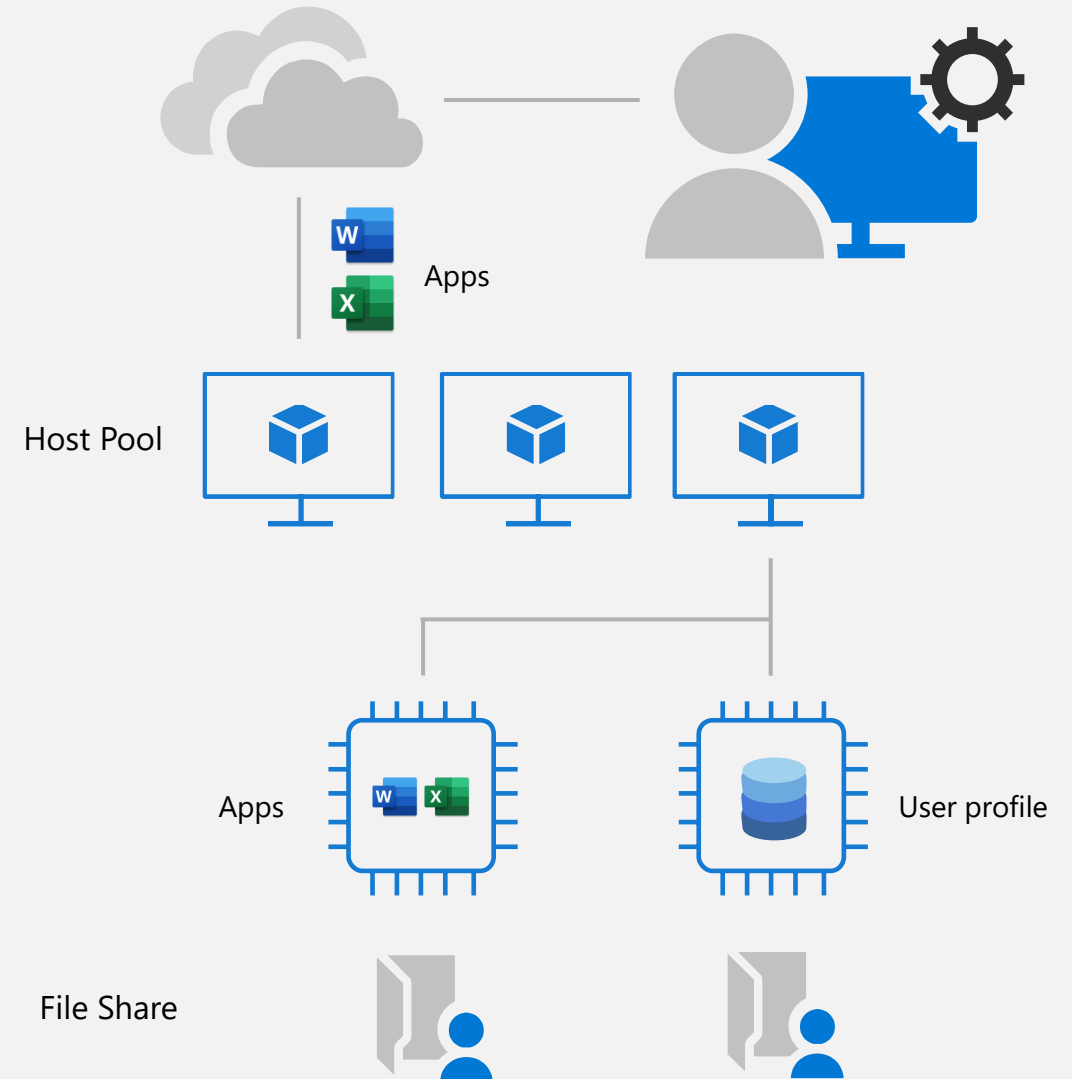
MSIX app attach for dynamic application delivery

Deliver MSIX-packaged applications on demand

Only authorized users can see or access apps

Number of apps used doesn't impact sign in time

Same experience using cloud and on-premises servers



Better performance and more connection options

Microsoft Teams

Easier to provide shared workstations and access for front-line workers

Support for audio-visual (A/V) redirection, including peer-to-peer optimization

Linux thin-client SDK

Support for non-Windows devices with thin-client SDK for Linux-based devices and processes

Autoscaling

Schedule VMs to start and stop based on business hours to reduce cost and complexity

Serverless, based on Azure automation and Logic Apps

Service tags/URL security

Meets firewall connection requirements with defined service tags

[Configurare Autoscale per Azure Virtual Desktop - ICT Power](#)

[Configurare Start VM on connect in Azure Virtual Desktop - ICT Power](#)

Deployment overview

How do you get started with an Azure Virtual Desktop pilot or deployment?

STEP 1

- Choose how to connect and select an identity strategy
- Decide where to host FSLogix profiles
- Make sure your credentials are in place

STEP 2

- Set up your new tenant with an Azure Resource Manager (ARM) Portal
- Configure FSLogix
- Run optional scripts with PowerShell

STEP 3

- Manage virtual infrastructure in Azure
- Periodically review performance and usage patterns for end-user apps like Microsoft 365 Apps

Network requirements and considerations

How to connect

	Connectivity type	Special considerations
ExpressRoute	Hybrid	Dedicated network through service provider
Site-to-Site VPN	Hybrid	Limited bandwidth compared to ExpressRoute
Azure AD Domain Services	Isolated	Must synchronize password hashes to Azure AD

Identity strategy options

- Spin up a domain controller in your Azure subscription
- For cloud-based organizations, use Azure AD domain services
- For hybrid organizations, use VPN or ExpressRoute and make sure your on-premises domain controllers can be found in Azure

Automation

Keep costs low and minimizes IT administration time by using ARM templates and automation

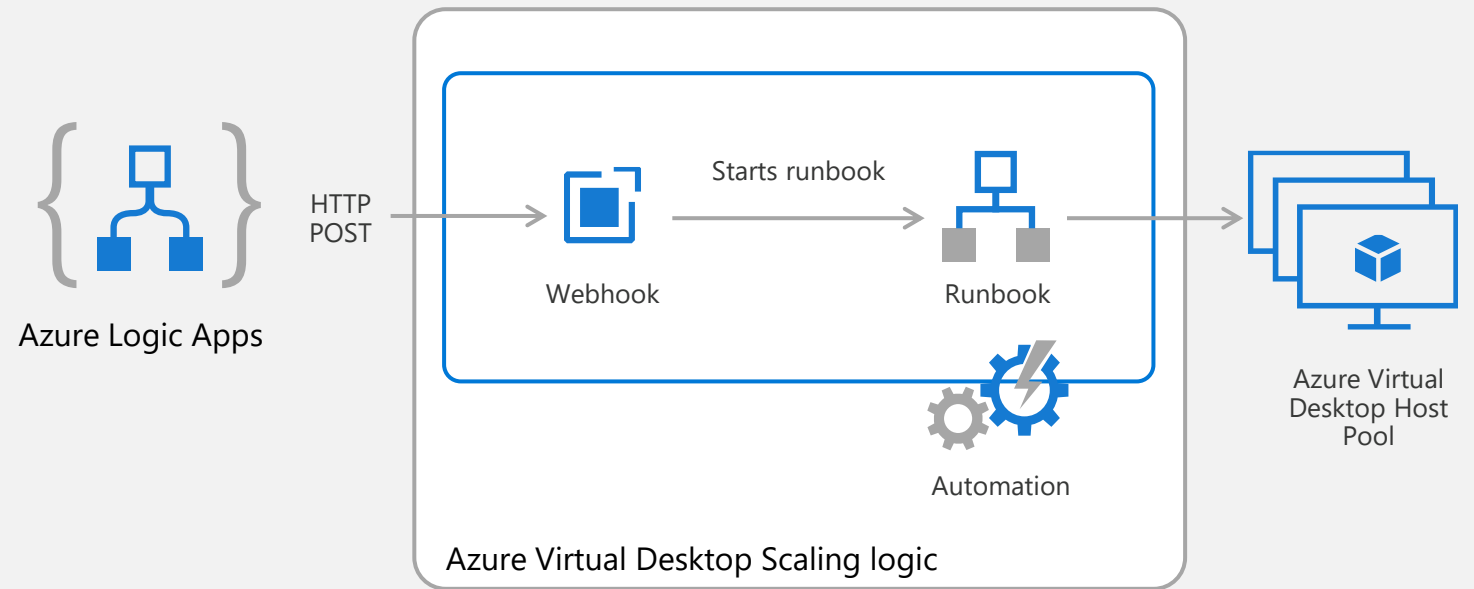
Create or update VMs for a host pool

[Create and provision host pool](#)

[Update VMs in existing host pool](#)

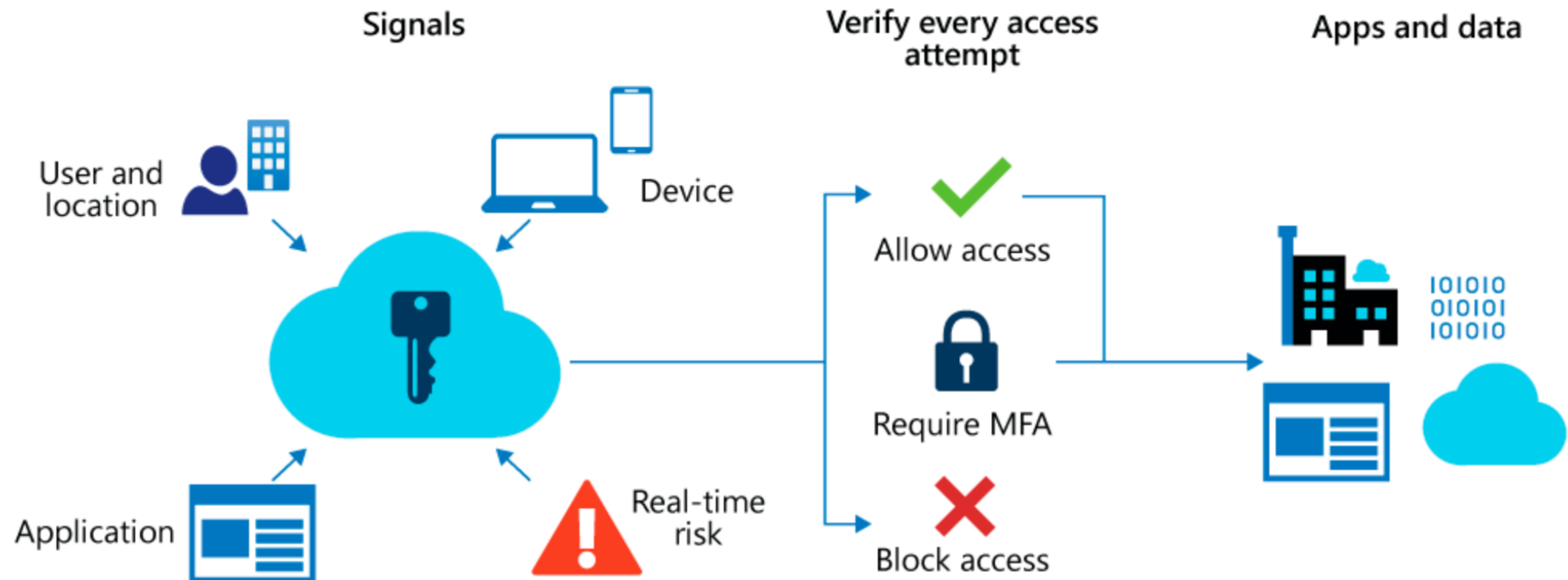
Scale your host pool

[Robust Azure tools](#)



Secure Access

- Azure Active Directory (Azure AD) Conditional Access analyses signals to automate decisions and enforce organizational access policies for resource.
- Conditional Access policies to apply access controls like multifactor authentication (MFA).
- Conditional Access policies allow you to prompt users for MFA when needed.



DEMO



Virtualizing Windows Server

Supports 2012 R2, 2016, and 2019

If an older version, suggest upgrade to newer version or refactor app for Windows 10 or Windows 11 multi-session

Microsoft 365 Apps for enterprise support only in Windows Server 2016

2012 R2 and 2019 only support Office perpetual

Use Windows 10 or Windows 11 Enterprise multi-session for best experience

Requires the use of Windows Server VMs on Azure but can leverage Azure Hybrid Benefit for cost savings

Windows Server RD Session Host

Scalable multi-session legacy
Windows environment

Multiple users

Win32

Office 2019 Perpetual

Long-term servicing channel

Virtualizing Windows 7

Three-year Extended Support Update (ESU)

Requires full Windows 7 desktop

Use App Assure or another option first

Windows 7

Scalable multi-user legacy
Windows environment

Windows 7

Single user

Legacy Win32

Office 2019 Perpetual

Full desktop only

Full desktop vs. RemoteApp

Base this decision on user requirements

Full desktop

Power users and developers who need to install their own apps or require admin privileges

Clients lack computing power; may be using outdated systems

Use RemoteApp

Clients vary widely and application consistency is impacted

Different version of the same app from different OS



Top Benefits of Azure Virtual Desktop

- Range of Potential Uses
- Ease of Management
- Windows 10/11 Multi-Session
- Simplified Image Maintenance
- User Profile Storage
- MSIX App attach
- Secure access



Grazie

Nicola Ferrini

Microsoft MVP – Cloud and Datacenter Management



/NicolaFerrini.it



@nicolaferrini